

STATEMENT OF APPROPRIATIONS, ALLOTMENTS, OBLIGATIONS, DISBURSEMENTS AND BALANCES  
As at the Quarter Ending June 30, 2023

Department : Department of Labor and Employment (DOLE)  
Agency/Entity : Professional Regulation Commission  
Operating Unit : Regional Office - VI  
Organization Code (UACS) : 16 008 0300006  
Fund Cluster : 01 - Regular Agency Fund

X	Current Year Appropriations
	Supplemental Appropriations
	Continuing Appropriations

(e.g. UACS Fund Cluster: 01-Regular Agency Fund, 02-Foreign Assisted Projects Fund, 03-Special Account-Locally Funded/Domestic Grants Fund, and 04-Special Account-Foreign Assisted/Foreign Grants Fund)

Particulars	UACS CODE	Appropriations			Allotments				Current Year Obligations					Current Year Disbursements					Balances				
		Authorized Appropriations	Adjustments (Transfer To/From, Modifications/ Augmentations)	Adjusted Appropriations	Allotments Received	Adjustments (Reductions, Modifications/ Augmentations)	Transfer To	Transfer From	Adjusted Total Allotments	1st Quarter Ending March 31	2nd Quarter Ending June 30	3rd Quarter Ending September 30	4th Quarter Ending December 31	Total	1st Quarter Ending March 31	2nd Quarter Ending June 30	3rd Quarter Ending September 30	4th Quarter Ending December 31	Total	Unreleased Appropriations	Unobligated Allotments	Unpaid Obligations(15-20)=(23+24)	
																						Due and Demandable	Not Yet Due and Demandable
1	2	3	4	5=(3+4)	6	7	8	9	10=([6+]-[7]-[8]+[9])	11	12	13	14	15=([11+12+13+14])	16	17	18	19	20=([16+17+18+19])	21	22	23	24
I. Agency Specific Budget		47,534,000.00	0	47,534,000.00	47,534,000.00	0	0	0	47,534,000.00	12,779,477.14	13,568,029.30	0	0	26,347,506.44	9,098,390.03	14,510,319.43	0	0	23,608,709.46	0	21,186,493.56	0	2,738,796.98
General Administration and Support	1000000000000000	13,309,000.00	-276,687.00	13,032,313.00	13,309,000.00	-276,687.00	0	0	13,032,313.00	2,521,408.93	4,964,980.82	0	0	7,486,389.75	2,411,378.39	3,841,210.41	0	0	6,252,588.80	0	5,545,923.25	0	1,233,800.95
General Management and Supervision	100000100001000	13,309,000.00	-276,687.00	13,032,313.00	13,309,000.00	-276,687.00	0	0	13,032,313.00	2,521,408.93	4,964,980.82	0	0	7,486,389.75	2,411,378.39	3,841,210.41	0	0	6,252,588.80	0	5,545,923.25	0	1,233,800.95
PS		10,476,000.00	-276,687.00	10,199,313.00	10,476,000.00	-276,687.00	0	0	10,199,313.00	2,241,509.22	3,347,276.66	0	0	5,588,785.88	2,200,743.68	3,364,300.66	0	0	5,565,044.34	0	4,610,527.12	0	23,741.54
MOOE		2,833,000.00	0	2,833,000.00	2,833,000.00	0	0	0	2,833,000.00	279,899.71	1,617,704.16	0	0	1,897,603.87	210,634.71	476,909.75	0	0	687,544.46	0	935,396.13	0	1,210,059.41
Sub-Total, General Administration and Support		13,309,000.00	-276,687.00	13,032,313.00	13,309,000.00	-276,687.00	0	0	13,032,313.00	2,521,408.93	4,964,980.82	0	0	7,486,389.75	2,411,378.39	3,841,210.41	0	0	6,252,588.80	0	5,545,923.25	0	1,233,800.95
PS		10,476,000.00	-276,687.00	10,199,313.00	10,476,000.00	-276,687.00	0	0	10,199,313.00	2,241,509.22	3,347,276.66	0	0	5,588,785.88	2,200,743.68	3,364,300.66	0	0	5,565,044.34	0	4,610,527.12	0	23,741.54
MOOE		2,833,000.00	0	2,833,000.00	2,833,000.00	0	0	0	2,833,000.00	279,899.71	1,617,704.16	0	0	1,897,603.87	210,634.71	476,909.75	0	0	687,544.46	0	935,396.13	0	1,210,059.41
FinEx (If Applicable)		0	0	0	0	0	0	0	0	0	0	0	0	0	0	0	0	0	0	0	0	0	0
CO		0	0	0	0	0	0	0	0	0	0	0	0	0	0	0	0	0	0	0	0	0	0
Operations	3000000000000000	34,225,000.00	276,687.00	34,501,687.00	34,225,000.00	276,687.00	0	0	34,501,687.00	10,258,068.21	8,603,048.48	0	0	18,861,116.69	6,687,011.64	10,669,109.02	0	0	17,356,120.66	0	15,640,570.31	0	1,504,996.03
OO : Highly ethical, globally competitive, and recognized Filipino professionals ensured		34,225,000.00	276,687.00	34,501,687.00	34,225,000.00	276,687.00	0	0	34,501,687.00	10,258,068.21	8,603,048.48	0	0	18,861,116.69	6,687,011.64	10,669,109.02	0	0	17,356,120.66	0	15,640,570.31	0	1,504,996.03
PROFESSIONAL LICENSURE PROGRAM		23,488,000.00	280,890.00	23,768,890.00	23,488,000.00	280,890.00	0	0	23,768,890.00	7,884,008.84	5,835,377.72	0	0	13,719,386.56	4,803,028.72	7,609,040.15	0	0	12,412,068.87	0	10,049,503.44	0	1,307,317.69
Processing of applications for licensure examinations	310100100001000	11,536,000.00	175,000.00	11,711,000.00	11,536,000.00	175,000.00	0	0	11,711,000.00	2,337,471.42	3,954,747.52	0	0	6,292,218.94	1,308,529.28	3,688,283.97	0	0	4,996,813.25	0	5,418,781.06	0	1,295,405.69
PS		3,934,000.00	175,000.00	4,109,000.00	3,934,000.00	175,000.00	0	0	4,109,000.00	778,355.22	1,141,095.13	0	0	1,919,450.35	766,040.36	1,132,222.84	0	0	1,898,263.20	0	2,189,549.65	0	21,187.15
MOOE		7,602,000.00	0	7,602,000.00	7,602,000.00	0	0	0	7,602,000.00	1,559,116.20	2,813,652.39	0	0	4,372,768.59	542,488.92	2,556,061.13	0	0	3,098,550.05	0	3,229,231.41	0	1,274,218.54
Preparation of test questions, conduct and rating of licensure examinations	310100100002000	11,952,000.00	105,890.00	12,057,890.00	11,952,000.00	105,890.00	0	0	12,057,890.00	5,546,537.42	1,880,630.20	0	0	7,427,167.62	3,494,499.44	3,920,756.18	0	0	7,415,255.62	0	4,630,722.38	0	11,912.00
PS		2,317,000.00	105,890.00	2,422,890.00	2,317,000.00	105,890.00	0	0	2,422,890.00	591,695.22	908,872.40	0	0	1,500,567.62	586,390.24	902,265.38	0	0	1,488,655.62	0	922,322.38	0	11,912.00
MOOE		9,635,000.00	0	9,635,000.00	9,635,000.00	0	0	0	9,635,000.00	4,954,842.20	971,757.80	0	0	5,926,600.00	2,908,109.20	3,018,490.80	0	0	5,926,600.00	0	3,708,400.00	0	0
PROFESSIONAL REGULATION PROGRAM		9,656,000.00	-19,299.00	9,636,701.00	9,656,000.00	-19,299.00	0	0	9,636,701.00	1,966,987.48	2,503,710.45	0	0	4,470,697.93	1,716,968.67	2,701,957.92	0	0	4,418,926.59	0	5,166,003.07	0	51,771.34
Administrative investigations, hearings and decisions on complaints against professionals and illegal practitioners	310200100001000	4,349,000.00	63,000.00	4,412,000.00	4,349,000.00	63,000.00	0	0	4,412,000.00	868,633.16	1,164,580.96	0	0	2,033,214.12	831,027.36	1,193,273.66	0	0	2,024,301.02	0	2,378,785.88	0	8,913.10
PS		4,199,000.00	63,000.00	4,262,000.00	4,199,000.00	63,000.00	0	0	4,262,000.00	828,192.60	1,157,847.38	0	0	1,986,039.98	824,627.36	1,152,499.52	0	0	1,977,126.88	0	2,275,960.02	0	8,913.10
MOOE		150,000.00	0	150,000.00	150,000.00	0	0	0	150,000.00	40,440.56	6,733.58	0	0	47,174.14	6,400.00	40,774.14	0	0	47,174.14	0	102,825.86	0	0
Inspection of institutions and industrial establishments, and accreditation of professional organizations, firms and partnerships for the practice of professions, specialty societies and organizations	310200100002000	2,051,000.00	-205,128.00	1,845,872.00	2,051,000.00	-205,128.00	0	0	1,845,872.00	437,934.98	163,065.02	0	0	601,000.00	233,494.47	359,295.16	0	0	592,789.63	0	1,244,872.00	0	8,210.37
PS		1,450,000.00	-205,128.00	1,244,872.00	1,450,000.00	-205,128.00	0	0	1,244,872.00	0	0	0	0	0	0	0	0	0	0	0	1,244,872.00	0	0
MOOE		601,000.00	0	601,000.00	601,000.00	0	0	0	601,000.00	437,934.98	163,065.02	0	0	601,000.00	233,494.47	359,295.16	0	0	592,789.63	0	0	0	8,210.37

STATEMENT OF APPROPRIATIONS, ALLOTMENTS, OBLIGATIONS, DISBURSEMENTS AND BALANCES  
As at the Quarter Ending June 30, 2023

Department : Department of Labor and Employment (DOLE)  
Agency/Entity : Professional Regulation Commission  
Operating Unit : Regional Office - VI  
Organization Code (UACS) : 16 008 0300006  
Fund Cluster : 01 - Regular Agency Fund

X	Current Year Appropriations
	Supplemental Appropriations
	Continuing Appropriations

(e.g. UACS Fund Cluster: 01-Regular Agency Fund, 02-Foreign Assisted Projects Fund, 03-Special Account-Locally Funded/Domestic Grants Fund, and 04-Special Account-Foreign Assisted/Foreign Grants Fund)

Particulars	UACS CODE	Appropriations			Allotments			Current Year Obligations							Current Year Disbursements					Balances			
		Authorized Appropriations	Adjustments (Transfer To/From, Modifications/ Augmentations)	Adjusted Appropriations	Allotments Received	Adjustments (Reductions, Modifications/ Augmentations)	Transfer To	Transfer From	Adjusted Total Allotments	1st Quarter Ending March 31	2nd Quarter Ending June 30	3rd Quarter Ending September 30	4th Quarter Ending December 31	Total	1st Quarter Ending March 31	2nd Quarter Ending June 30	3rd Quarter Ending September 30	4th Quarter Ending December 31	Total	Unreleased Appropriations	Unobligated Allotments	Unpaid Obligations(15-20)=(23+24)	
																						Due and Demandable	Not Yet Due and Demandable
1	2	3	4	5=(3+4)	6	7	8	9	10=[(6+)-(7)+8]	11	12	13	14	15=(11+12+13+14)	16	17	18	19	20=(16+17+18+19)	21	22	23	24
Issuance to initial registrants of professional identification cards and registration certificates	310200100003000	1,566,000.00	45,230.00	1,611,230.00	1,566,000.00	45,230.00	0	0	1,611,230.00	315,120.60	500,893.80	0	0	816,014.40	312,880.20	497,533.20	0	0	810,413.40	0	795,215.60	0	5,601.00
PS		1,561,000.00	45,230.00	1,606,230.00	1,561,000.00	45,230.00	0	0	1,606,230.00	315,120.60	500,893.80	0	0	816,014.40	312,880.20	497,533.20	0	0	810,413.40	0	790,215.60	0	5,601.00
MOOE		5,000.00	0	5,000.00	5,000.00	0	0	0	5,000.00	0	0	0	0	0	0	0	0	0	0	0	5,000.00	0	0
Renewal of professional identification cards	310200100004000	1,690,000.00	77,599.00	1,767,599.00	1,690,000.00	77,599.00	0	0	1,767,599.00	345,298.74	675,170.67	0	0	1,020,469.41	339,566.64	651,855.90	0	0	991,422.54	0	747,129.59	0	29,046.87
PS		1,680,000.00	77,599.00	1,757,599.00	1,680,000.00	77,599.00	0	0	1,757,599.00	345,298.74	675,170.67	0	0	1,020,469.41	339,566.64	651,855.90	0	0	991,422.54	0	737,129.59	0	29,046.87
MOOE		10,000.00	0	10,000.00	10,000.00	0	0	0	10,000.00	0	0	0	0	0	0	0	0	0	0	0	10,000.00	0	0
PROFESSIONAL DATABASE MANAGEMENT PROGRAM		1,081,000.00	15,096.00	1,096,096.00	1,081,000.00	15,096.00	0	0	1,096,096.00	407,071.89	263,960.31	0	0	671,032.20	167,014.25	358,110.95	0	0	525,125.20	0	425,063.80	0	145,907.00
Computerization of licensure examination processes and regulation services	310300100001000	1,081,000.00	15,096.00	1,096,096.00	1,081,000.00	15,096.00	0	0	1,096,096.00	407,071.89	263,960.31	0	0	671,032.20	167,014.25	358,110.95	0	0	525,125.20	0	425,063.80	0	145,907.00
PS		787,000.00	15,096.00	802,096.00	787,000.00	15,096.00	0	0	802,096.00	161,356.44	243,675.76	0	0	405,032.20	158,474.80	242,234.95	0	0	400,709.75	0	397,063.80	0	4,322.45
MOOE		294,000.00	0	294,000.00	294,000.00	0	0	0	294,000.00	245,715.45	20,284.55	0	0	266,000.00	8,539.45	115,876.00	0	0	124,415.45	0	28,000.00	0	141,584.55
Sub-Total, Operations		34,225,000.00	276,687.00	34,501,687.00	34,225,000.00	276,687.00	0	0	34,501,687.00	10,258,068.21	8,603,048.48	0	0	18,861,116.69	6,687,011.64	10,669,109.02	0	0	17,356,120.66	0	15,640,570.31	0	1,504,996.03
PS		15,928,000.00	276,687.00	16,204,687.00	15,928,000.00	276,687.00	0	0	16,204,687.00	3,020,018.82	4,627,555.14	0	0	7,647,573.96	2,987,979.60	4,578,611.79	0	0	7,566,591.39	0	8,557,113.04	0	80,982.57
MOOE		18,297,000.00	0	18,297,000.00	18,297,000.00	0	0	0	18,297,000.00	7,238,049.39	3,975,493.34	0	0	11,213,542.73	3,699,032.04	6,090,497.23	0	0	9,789,529.27	0	7,083,457.27	0	1,424,013.46
FinEx (If Applicable)		0.00	0	0	0	0	0	0	0	0	0	0	0	0	0	0	0	0	0	0	0	0	0
CO		0.00	0	0	0	0	0	0	0	0	0	0	0	0	0	0	0	0	0	0	0	0	0
Sub-Total, I. Agency Specific Budget		47,534,000.00	0	47,534,000.00	47,534,000.00	0	0	0	47,534,000.00	12,779,477.14	13,568,029.30	0	0	26,347,506.44	9,098,390.03	14,510,319.43	0	0	23,608,709.46	0	21,186,493.56	0	2,738,796.98
PS		26,404,000.00	0	26,404,000.00	26,404,000.00	0	0	0	26,404,000.00	5,261,528.04	7,974,831.80	0	0	13,236,359.84	5,188,723.28	7,942,912.45	0	0	13,131,635.73	0	13,167,640.16	0	104,724.11
MOOE		21,130,000.00	0	21,130,000.00	21,130,000.00	0	0	0	21,130,000.00	7,517,949.10	5,593,197.50	0	0	13,111,146.60	3,909,666.75	6,567,406.98	0	0	10,477,073.73	0	8,018,853.40	0	2,634,072.87
FinEx (If Applicable)		0.00	0	0	0	0	0	0	0	0	0	0	0	0	0	0	0	0	0	0	0	0	0
CO		0.00	0	0	0	0	0	0	0	0	0	0	0	0	0	0	0	0	0	0	0	0	0
II. Automatic Appropriations		2,461,000.00	0	2,461,000.00	2,461,000.00	0	0	0	2,461,000.00	578,006.40	615,359.64	0	0	1,193,366.04	576,193.32	617,172.72	0	0	1,193,366.04	0	1,267,633.96	0	0
Specific Budgets of National Government Agencies		2,461,000.00	0	2,461,000.00	2,461,000.00	0	0	0	2,461,000.00	578,006.40	615,359.64	0	0	1,193,366.04	576,193.32	617,172.72	0	0	1,193,366.04	0	1,267,633.96	0	0
Retirement and Life Insurance Premiums		2,461,000.00	0	2,461,000.00	2,461,000.00	0	0	0	2,461,000.00	578,006.40	615,359.64	0	0	1,193,366.04	576,193.32	617,172.72	0	0	1,193,366.04	0	1,267,633.96	0	0
PS		2,461,000.00	0	2,461,000.00	2,461,000.00	0	0	0	2,461,000.00	578,006.40	615,359.64	0	0	1,193,366.04	576,193.32	617,172.72	0	0	1,193,366.04	0	1,267,633.96	0	0
Sub-total II. Automatic Appropriations		2,461,000.00	0	2,461,000.00	2,461,000.00	0	0	0	2,461,000.00	578,006.40	615,359.64	0	0	1,193,366.04	576,193.32	617,172.72	0	0	1,193,366.04	0	1,267,633.96	0	0
PS		2,461,000.00	0	2,461,000.00	2,461,000.00	0	0	0	2,461,000.00	578,006.40	615,359.64	0	0	1,193,366.04	576,193.32	617,172.72	0	0	1,193,366.04	0	1,267,633.96	0	0
MOOE		0.00	0	0	0	0	0	0	0	0	0	0	0	0	0	0	0	0	0	0	0	0	0
FinEx		0.00	0	0	0	0	0	0	0	0	0	0	0	0	0	0	0	0	0	0	0	0	0
CO		0.00	0	0	0	0	0	0	0	0	0	0	0	0	0	0	0	0	0	0	0	0	0
III. Special Purpose Fund		0.00	854,016.46	854,016.46	0	0	0	854,016.46	854,016.46	0	854,016.46	0	0	854,016.46	0	854,016.46	0	0	854,016.46	0	0	0	0
Miscellaneous Personnel Benefits Fund		0.00	854,016.46	854,016.46	0	0	0	854,016.46	854,016.46	0	854,016.46	0	0	854,016.46	0	854,016.46	0	0	854,016.46	0	0	0	0
PS		0.00	854,016.46	854,016.46	0	0	0	854,016.46	854,016.46	0	854,016.46	0	0	854,016.46	0	854,016.46	0	0	854,016.46	0	0	0	0


STATEMENT OF APPROPRIATIONS, ALLOTMENTS, OBLIGATIONS, DISBURSEMENTS AND BALANCES  
As at the Quarter Ending June 30, 2023

Department : Department of Labor and Employment (DOLE)  
Agency/Entity : Professional Regulation Commission  
Operating Unit : Regional Office - VI  
Organization Code (UACS) : 16 008 0300006  
Fund Cluster : 01 - Regular Agency Fund  
(e.g. UACS Fund Cluster: 01-Regular Agency Fund, 02-Foreign Assisted Projects Fund, 03-Special Account-Locally Funded/Domestic Grants Fund, and 04-Special Account-Foreign Assisted/Foreign Grants Fund)


X	Current Year Appropriations
	Supplemental Appropriations
	Continuing Appropriations

Particulars	UACS CODE	Appropriations			Allotments					Current Year Obligations					Current Year Disbursements					Balances			
		Authorized Appropriations	Adjustments (Transfer To/From, Modifications/ Augmentations)	Adjusted Appropriations	Allotments Received	Adjustments (Reductions, Modifications/ Augmentations)	Transfer To	Transfer From	Adjusted Total Allotments	1st Quarter Ending March 31	2nd Quarter Ending June 30	3rd Quarter Ending September 30	4th Quarter Ending December 31	Total	1st Quarter Ending March 31	2nd Quarter Ending June 30	3rd Quarter Ending September 30	4th Quarter Ending December 31	Total	Unreleased Appropriations	Unobligated Allotments	Unpaid Obligations(15-20)=(23+24)	
																						Due and Demandable	Not Yet Due and Demandable
1	2	3	4	5=(3+4)	6	7	8	9	10=[(6+)-(7)-8+9]	11	12	13	14	15=(11+12+13+14)	16	17	18	19	20=(16+17+18+19)	21	22	23	24
Sub-Total III. Special Purpose Fund		0	854,016.46	854,016.46	0	0	0	854,016.46	854,016.46	0	854,016.46	0	0	854,016.46	0	854,016.46	0	0	854,016.46	0	0	0	0
PS		0	854,016.46	854,016.46	0	0	0	854,016.46	854,016.46	0	854,016.46	0	0	854,016.46	0	854,016.46	0	0	854,016.46	0	0	0	0
MOOE		0	0	0	0	0	0	0	0	0	0	0	0	0	0	0	0	0	0	0	0	0	
FinEx		0	0	0	0	0	0	0	0	0	0	0	0	0	0	0	0	0	0	0	0	0	
CO		0	0	0	0	0	0	0	0	0	0	0	0	0	0	0	0	0	0	0	0	0	
IV. Reversion of the Unobligated Allotments charged against R.A. Nos. 11465 and 11494		0	0	0	0	0	0	0	0	0	0	0	0	0	0	0	0	0	0	0	0	0	
GRAND TOTAL		49,995,000.00	854,016.46	50,849,016.46	49,995,000.00	0	0	854,016.46	50,849,016.46	13,357,483.54	15,037,405.40	0	0	28,394,888.94	9,674,583.35	15,981,508.61	0	0	25,656,091.96	0	22,454,127.52	0	2,738,796.98
PS		28,865,000.00	854,016.46	29,719,016.46	28,865,000.00	0	0	854,016.46	29,719,016.46	5,839,534.44	9,444,207.90	0	0	15,283,742.34	5,764,916.60	9,414,101.63	0	0	15,179,018.23	0	14,435,274.12	0	104,724.11
MOOE		21,130,000.00	0	21,130,000.00	21,130,000.00	0	0	0	21,130,000.00	7,517,949.10	5,593,197.50	0	0	13,111,146.60	3,909,666.75	6,567,406.98	0	0	10,477,073.73	0	8,018,853.40	0	2,634,072.87
Recapitulation by OO:																							
I. Agency Specific Budget		34,225,000.00	276,687.00	34,501,687.00	34,225,000.00	276,687.00	0	0	34,501,687.00	10,258,068.21	8,603,048.48	0	0	18,861,116.69	6,687,011.64	10,669,109.02	0	0	17,356,120.66	0	15,640,570.31	0	1,504,996.03
PROFESSIONAL REGULATION PROGRAM		9,656,000.00	-19,299.00	9,636,701.00	9,656,000.00	-19,299.00	0	0	9,636,701.00	1,966,987.48	2,503,710.45	0	0	4,470,697.93	1,716,968.67	2,701,957.92	0	0	4,418,926.59	0	5,166,003.07	0	51,771.34
PROFESSIONAL DATABASE MANAGEMENT PROGRAM		1,081,000.00	15,096.00	1,096,096.00	1,081,000.00	15,096.00	0	0	1,096,096.00	407,071.89	263,960.31	0	0	671,032.20	167,014.25	358,110.95	0	0	525,125.20	0	425,063.80	0	145,907.00
PROFESSIONAL LICENSURE PROGRAM		23,488,000.00	280,890.00	23,768,890.00	23,488,000.00	280,890.00	0	0	23,768,890.00	7,884,008.84	5,835,377.72	0	0	13,719,386.56	4,803,028.72	7,609,040.15	0	0	12,412,068.87	0	10,049,503.44	0	1,307,317.69

Certified Correct:

  
FLOYD P. ALAGBAN  
Budget Officer  
Date: July 17, 2023 02:23 PM


Certified Correct:

  
RONALYN C. GALLEGO  
Accountant  
Date: July 17, 2023 02:23 PM

Recommending Approval By:

  
LOEL L. MAMON  
OIC-Chief Administrative Officer  
Date: July 19, 2023 02:39 PM

Approved By:

  
ROMEL B. BALISANG  
Regional Director  
Date: July 19, 2023 04:07 PM